

# Accessories and Fastenings

Purchase Order

Company

by best company

Order No. 123456789  
Date: 12.12.2023  
123456789

Order No. 123456789  
Date: 12.12.2023  
123456789

Order No. 123456789  
Date: 12.12.2023  
123456789

Order No. 123456789  
Date: 12.12.2023  
123456789

Order No. 123456789  
Date: 12.12.2023  
123456789

Order No. 123456789  
Date: 12.12.2023  
123456789

Order No. 123456789  
Date: 12.12.2023  
123456789

Order No. 123456789  
Date: 12.12.2023  
123456789

Order No. 123456789  
Date: 12.12.2023  
123456789

Order No. 123456789  
Date: 12.12.2023  
123456789

Order No. 123456789  
Date: 12.12.2023  
123456789

Order No. 123456789  
Date: 12.12.2023  
123456789

Order No. 123456789  
Date: 12.12.2023  
123456789

Order No. 123456789  
Date: 12.12.2023  
123456789

Order No. 123456789  
Date: 12.12.2023  
123456789

Order No. 123456789  
Date: 12.12.2023  
123456789

Order No. 123456789  
Date: 12.12.2023  
123456789

Order No. 123456789  
Date: 12.12.2023  
123456789







## Index

Fastenings	4
Wood structure screws	4
Metal structure screws	6
Concrete structure screws	10
Special screws	11
Flat roof screws	12
metal cap and plates	16
Gaskets	18
Giuntoplast Gaskets	18
Other accessories	21
Sheat and gasket for through passing pipes	21
Skylights	24
Polycarbonate panel ISOLITE	24
ISOSKY systems	28
Safety	30
IsopanSAFE	30
Wall panels joint	32
Angular panels, corners and joint cover	32
Cold rooms accessories	34
Flashings	38
Dripping flashings	38
Angle joint and panel edges	39
Wall joint cover	41
Roof flashings	42
Ridge joint	43
Lateral closure	43
Roof panels edge closure	45
Roof panels edge and eaves	46

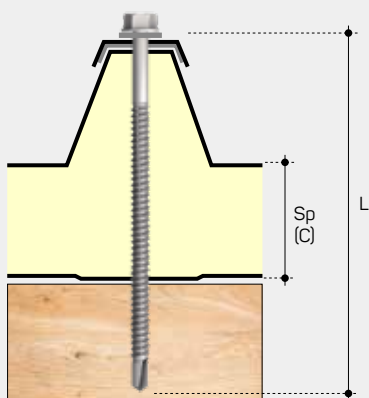


Reading guide: Isopan products group

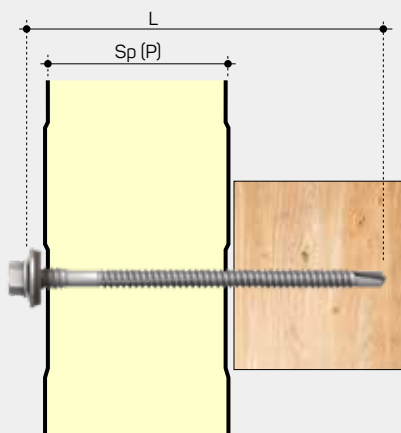
Roof G5	Roof G3	Roof G4	Roof D	Roof V	Roof MW	Roof MONO	Flat Roof	Wall PU VF	Wall PU HF	Wall MW VF	Wall MW HF	Wall FRIGO & FROZEN	LG
Isocop	Isotego	Isocop Multifunction	Isodomus	Isovela	Isofire Roof	Isodeck	Isodeck Synth	Isobox	Isopare-te Plissé	Isofire Wall	Isofire Wall Plissé	Isofrigo	Lg 20
Isocop Topclass	Isotap		Isodomus Classic	Isovela Classic	Isofire Roof Fono	Isogrecata	Isodeck Bit	Isorighe	Isopare-te Piano	Isofire Wall Fono		Isofrozen	Lg 28
Isocop Farm Coat					Isofire Roof FG	Isovetro	Isodeck PVSteel PU	Isopiano	Isopare-te Plus 2			Isofrozen HT	Lg 32
					Isofire Roof Fono FG		Isodeck Pvsteel MW		Isopare-te Box				Lg 40
									Isopare-te EVO				
									Isopare-te HQ				



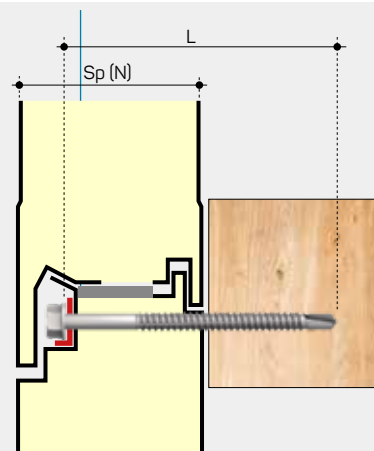
## Wood structure screw



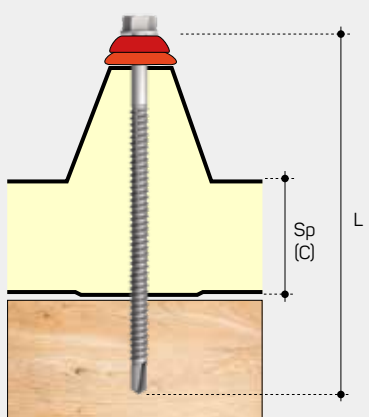
Roof ribbed panels: screw with metal cap



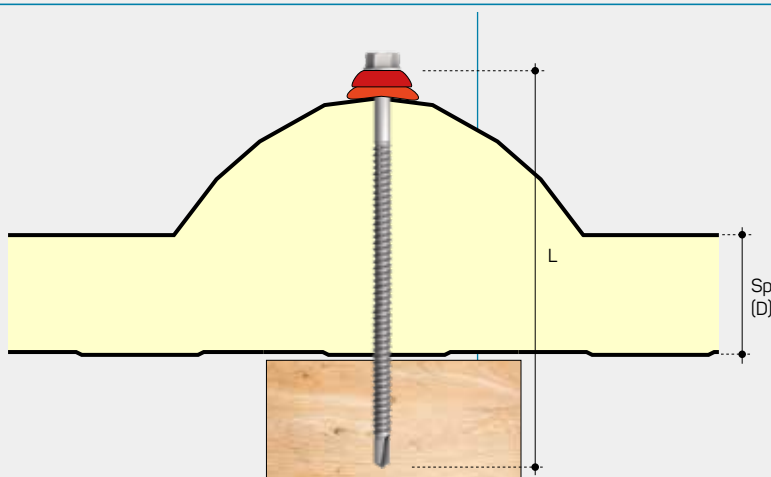
Wall panels - visible fixing



Wall panels - hidden fixing



Roof ribbed panels: screw with BAZ



Roof waved and tile panels: screw with BAZ





Stock availability is not guaranteed for all the accessories described. For actual availability and for characteristics and / or measures other than those indicated in this document, please contact Isopan.

For further informations about screw length and assembly instructions, please refer to Isopan Technical Manuals.



## Wood structure screw

WOOD - Wood screw	Ø - mm	L - mm	Application
	6,3	90	Screw available for every product. Screw must be selected based on design and structure characteristics
	6,3	100	
	6,3	110	
	6,3	130	
	6,3	150	
	6,3	180	
	6,3	200	
Galvanized steel, pre-drilling hole required			
PVC washer included Ø 6 mm			

WOOD - Wood screw with colored head and BAZ	Ø - mm	L - mm	Application
	6,3	80	Screw available for every product. Screw must be selected based on design and structure characteristics
	6,3	130	
	6,3	150	
Galvanized steel, pre-drilling hole required. with colored head and BAZ			
Available in different colors			

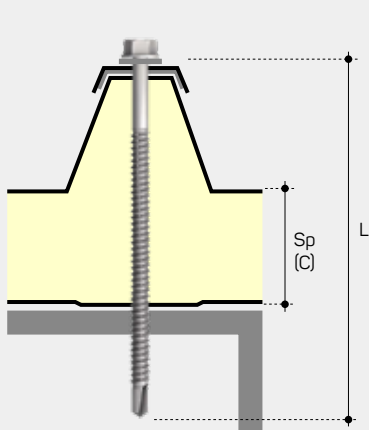


Stock availability is not guaranteed for all the accessories described. For actual availability and for characteristics and / or measures other than those indicated in this document, please contact Isopan.

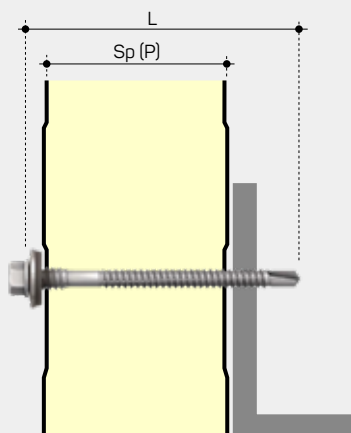
For further informations about screw lenght and assembly instructions, please refer to Isopan Technical Manuals.



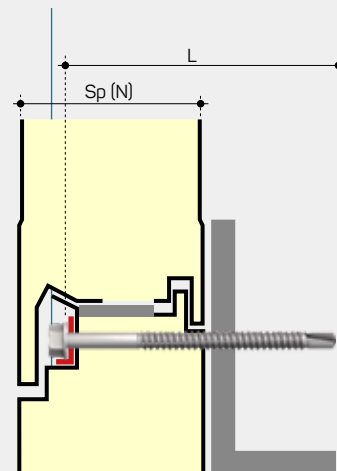
## Metal structure screws



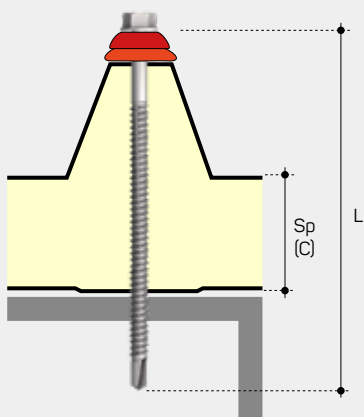
Roof ribbed panels: screw with metal cap



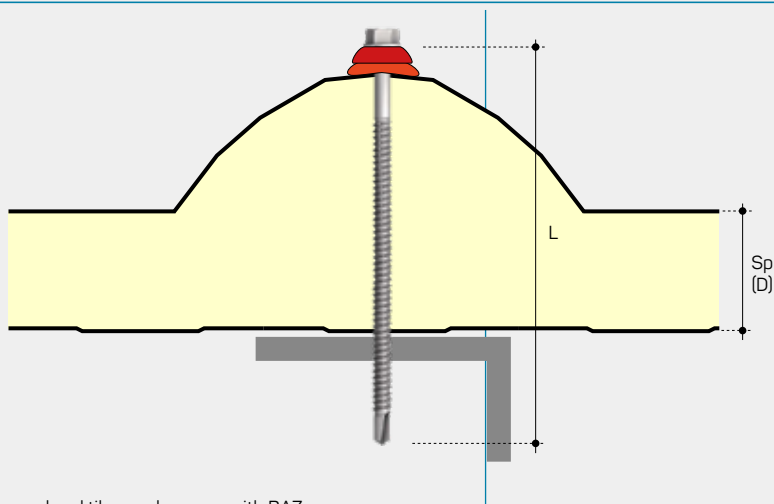
Wall panels - visible fixing



Wall panels - hidden fixing



Roof ribbed panels: screw with BAZ



Roof waved and tile panels: screw with BAZ



Stock availability is not guaranteed for all the accessories described. For actual availability and for characteristics and / or measures other than those indicated in this document, please contact Isopan.

For further informations about screw length and assembly instructions, please refer to Isopan Technical Manuals.






## Metal structure screws

METAL - Self tapping screw	Ø - mm	L - mm	Application
 <p>Galvanized steel, pre-drilling hole required</p> <p>PVC washer included Ø =6 mm</p>	6,3	70	Screw available for every product. Screw must be selected based on design and structure characteristics
	6,3	100	
	6,3	110	
	6,3	120	
	6,3	150	
	6,3	200	
METAL - Self drilling screw	Ø - mm	L - mm	Application
 <p>Galvanized steel. Metal structure thickness &lt; 5mm.</p> <p>PVC washer included Ø =6 mm</p>	6,3	25	Screw available for every product. Screw must be selected based on design and structure characteristics
	6,3	60	
	6,3	70	
	6,3	90	
	6,3	100	
	6,3	110	
	6,3	120	
	6,3	130	
	6,3	150	
	6,3	160	
	180		
METAL - Self drilling screw a doppia filettatura	Ø - mm	L - mm	Application
 <p>Galvanized steel. Metal structure thickness &lt; 12mm.</p> <p>Metal washer included Ø =16 mm, with gasket</p>	6,3	80	Screw available for every product. Screw must be selected based on design and structure characteristics
	6,3	95	
	6,3	115	
	6,3	135	
	6,3	155	
	6,3	195	
	6,3	235	
	6,3	250	
	6,3	275	
	6,3	300	



## Metal structure screws

METAL - Self drilling screw a doppia filettatura	<div> <div>Ø - mm</div> <div>L - mm</div> </div>	Application
 <p>Galvanized steel. Metal structure thickness &lt; 12mm.</p> <p>Metal washer included Ø =19 mm, with gasket</p>	6,3 80	Screw available for every product. Screw must be selected based on design and structure characteristics
	6,3 95	
	6,3 115	
	6,3 135	
	6,3 155	
	6,3 195	
	6,3 235	
	6,3 250	
	6,3 275	
	6,3 300	
METAL - INOX self drilling screw, double threaded	<div> <div>Ø - mm</div> <div>L - mm</div> </div>	Application
 <p>Stainless steel (INOX). Metal structure thickness &lt; 12mm.</p> <p>Metal washer included Ø =16 mm, with gasket</p>	6,3 80	Screw available for every product. Screw must be selected based on design and structure characteristics
	6,3 95	
	6,3 115	
	6,3 135	
	6,3 155	
	6,3 195	
	6,3 235	
	6,3 250	
	6,3 275	
	6,3 300	
METAL - Self drilling screw with colored head and BAZ	<div> <div>Ø - mm</div> <div>L - mm</div> </div>	Application
 <p>Galvanized steel, pre-drilling hole required. with colored head and BAZ</p> <p>Available in different colors</p>	6,3 80	Screw available for every product. Screw must be selected based on design and structure characteristics
	6,3 130	
	6,3 150	






Stock availability is not guaranteed for all the accessories described. For actual availability and for characteristics and / or measures other than those indicated in this document, please contact Isopan.

For further informations about screw length and assembly instructions, please refer to Isopan Technical Manuals.



## Metal structure screws

METAL - INOX self drilling screw, double threaded	Ø - mm	L - mm	Application
 <p>Stainless steel (INOX). Metal structure thickness &lt; 5mm.</p> <p>Metal washer included Ø =16 mm, with gasket</p>	5,5	70	Screw available for every product. Screw must be selected based on design and structure characteristics
	5,5	90	
	5,5	110	
	5,5	130	
	5,5	150	
	5,5	170	
METAL - INOX screw self drilling	Ø - mm	L - mm	Application
 <p>Stainless steel (INOX). Metal structure thickness &lt; 12mm.</p> <p>Metal washer included Ø =16 mm, with gasket</p>	5,5	78	Screw available for every product. Screw must be selected based on design and structure characteristics
	5,5	98	
	5,5	118	
	5,5	138	
	5,5	158	
	5,5	178	
	5,5	198	
METAL - INOX Screw self forming	Ø - mm	L - mm	Application
 <p>Stainless steel (INOX). Metal structure thickness &lt; 12mm. pre-drilling hole required.</p> <p>Metal washer included Ø =16 mm, with gasket</p>	6,3	50	Screw available for every product. Screw must be selected based on design and structure characteristics
	6,3	64	
	6,3	80	
	6,3	90	
	6,3	100	
	6,3	125	
	6,3	150	
	6,3	175	
	6,3	200	
	6,3	270	



Stock availability is not guaranteed for all the accessories described. For actual availability and for characteristics and / or measures other than those indicated in this document, please contact Isopan.

For further informations about screw lenght and assembly instructions, please refer to Isopan Technical Manuals.



## Concrete structure screws

Carbon steel - Concrete	Ø - mm	L - mm	Application
	6,3	120	Screw available for every product. Screw must be selected based on design and structure characteristics
	6,3	140	
	6,3	160	
	6,3	180	
	6,3	200	
	6,3	220	
	6,3	240	
Carbon steel			






Stock availability is not guaranteed for all the accessories described. For actual availability and for characteristics and / or measures other than those indicated in this document, please contact Isopan.

For further informations about screw length and assembly instructions, please refer to Isopan Technical Manuals.



## Special screws

Tool for joint closure	Material	Dimensions	Weight	Application
 <p>Manual action tool for installation of roof panels</p>	Steel	60 x 30 x 5 cm	5 kg	Roof G5
				Roof G3
				Roof MONO
				Roof MW
				Lg 40
JT3 Self drilling with metal washer	Ø - mm	L - mm	Ø washer - mm	Application
 <p>Stainless steel (INOX), with metal washer and gasket</p> <p>For accessory installation (ARKWALL, Safety systems Isopansafe, etc.)</p>	5,5	25	16	Screw available for every product. Screw must be selected based on design and structure characteristics
	4,8	19	14	
Stitching screw	Ø - mm	L - mm		Application
 <p>Galvanized steel</p> <p>For improving panel joint closure and best performances in Fire Resistance test.</p>	4,8	22		Screw available for every product. Screw must be selected based on design and structure characteristics



Stock availability is not guaranteed for all the accessories described. For actual availability and for characteristics and / or measures other than those indicated in this document, please contact Isopan.

For further informations about screw lenght and assembly instructions, please refer to Isopan Technical Manuals.



## Flat roof screws

Kit - Thickness 1,5mm	Panel	SCREW - Ø x L mm	Application
 <p>For metal structure fixing (max thk 1,5mm)</p> <p>Countersunk head screw with metal cap 82x40mm</p>	30	4,8 x 90	Flat Roof
	40	4,8 x 100	
	50	4,8 x 110	
	60	4,8 x 120	
	80	4,8 x 140	
	100	4,8 x 160	
	120	4,8 x 180	
	150	4,8 x 220	
Kit INOX - thickness 1,5mm	Panel	SCREW - Ø x L mm	Application
 <p>For metal structure fixing (max thk 1,5mm)</p> <p>Countersunk head screw INOX with metal capo 82 x 40 mm</p>	30	4,8 x 90	Flat Roof
	40	4,8 x 100	
	50	4,8 x 110	
	60	4,8 x 120	
	80	4,8 x 140	
	100	4,8 x 160	
	120	4,8 x 180	
	150	4,8 x 220	
Kit - thickness 1,5-4mm	Panel	SCREW - Ø x L mm	Application
 <p>For metal structure fixing (thickness 1,5-4mm)</p> <p>Screw with plastic cap 50 x 35 mm</p>	30	4,8 x 70	Flat Roof
	40	4,8 x 70	
	50	4,8 x 90	
	60	4,8 x 90	
	80	4,8 x 90	
	100	4,8 x 110	
	120	4,8 x 110	
	150	4,8 x 110	



Stock availability is not guaranteed for all the accessories described. For actual availability and for characteristics and / or measures other than those indicated in this document, please contact Isopan.

For further informations about screw lenght and assembly instructions, please refer to Isopan Technical Manuals.



## Flat roof screws

Kit - Thickness 3-6mm	Panel	SCREW - Ø x L mm	Application
 <p>For metal structure fixing (thickness 3-6mm)</p> <p>Torx screw with plastic cap 50 x 35 mm</p>	30	4,8 x 70	Flat Roof
	40	4,8 x 70	
	50	4,8 x 90	
	60	4,8 x 90	
	80	4,8 x 90	
	100	4,8 x 110	
	120	4,8 x 110	
	150	4,8 x 110	
Kit - Thickness 12mm	Panel	SCREW - Ø x L mm	Application
 <p>For metal structure fixing (max thk 12mm)</p> <p>Hexagonal head screw with cap</p>	30	5,5 x 115	Flat Roof
	40	5,5 x 115	
	50	5,5 x 135	
	60	5,5 x 135	
	80	5,5 x 155	
	100	5,5 x 195	
	120	5,5 x 195	
	150	5,5 x 235	
Kit INOX - thickness 12mm	Panel	SCREW - Ø x L mm	Application
 <p>For metal structure fixing (max thk 12mm)</p> <p>Hexagonal INOX head screw with cap</p>	30	5,5 x 115	Flat Roof
	40	5,5 x 115	
	50	5,5 x 135	
	60	5,5 x 135	
	80	5,5 x 155	
	100	5,5 x 175	
	120	5,5 x 195	
	140	5,5 x 215	
	150	5,5 x 235	



Stock availability is not guaranteed for all the accessories described. For actual availability and for characteristics and / or measures other than those indicated in this document, please contact Isopan.

For further informations about screw lenght and assembly instructions, please refer to Isopan Technical Manuals.



## Flat roof screws

## Special Flat Roof self-drilling screw



Special Flat Roof self-drilling screw, for polyurethane foam penetration. Application for Mono panels (single metal sheet)

SCREW - Ø x L mm

5.5 x 40

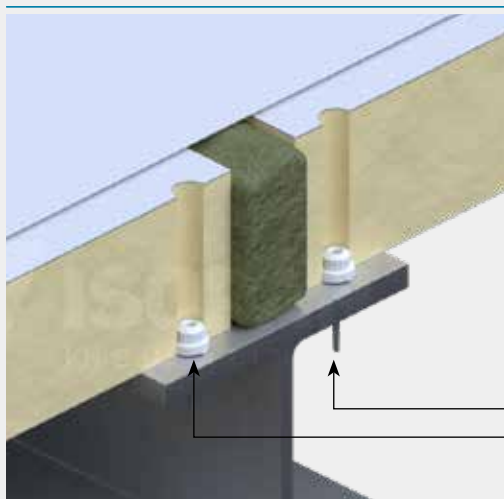
## Application

### Flat Roof

## Screwdriver tool



Screwdriver tool, for Special Flat Roof self-drilling screw



## Special Flat Roof self-drilling screw

Panel to panel head



Stock availability is not guaranteed for all the accessories described. For actual availability and for characteristics and / or measures other than those indicated in this document, please contact Isopan.

For further informations about screw lenght and assembly instructions, please refer to Isopan Technical Manuals.



## Flat roof screws

## Pontage band



Roll suppling thickness 1,5mm

PVC or TPO available

Joint	Width	Lenght	Material
Longitudinal	30 cm	15 m	PVC
Panel to panel head	23 cm	15 m	PVC
Ridge	42 cm	15 m	PVC
Parapet	160 cm	15 m	PVC
Longitudinal	30 cm	15 m	TPO
Panel to panel head	23 cm	15 m	TPO
Ridge	42 cm	15 m	TPO
Parapet	210 cm	15 m	TPO

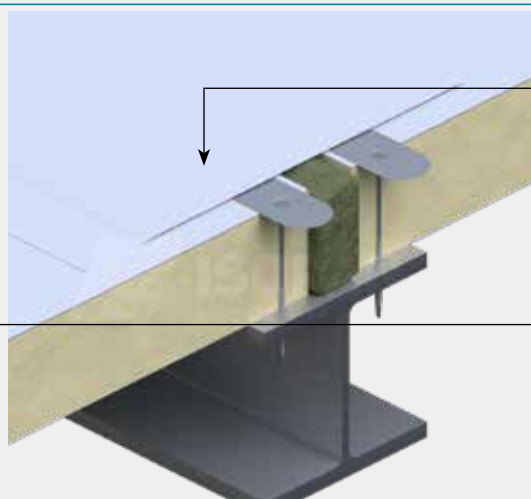
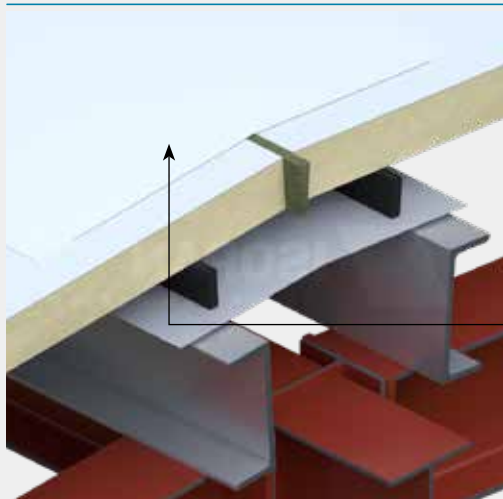
## Application

Flat Roof

Isodeck Synth

Isodeck PVSteel PU

Isodeck PVSteel MW

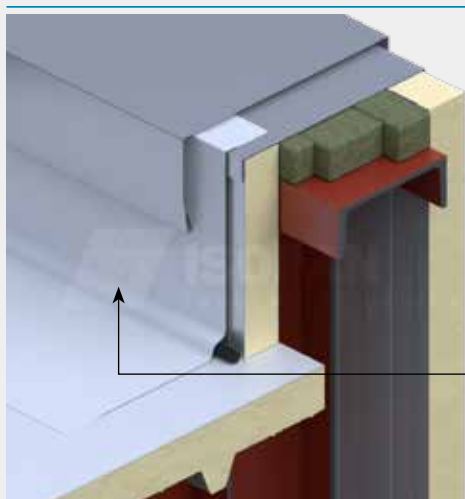


## Pontage band

Panel to panel head

## Pontage band

Panel to panel head



## Pontage band

Ridge



Stock availability is not guaranteed for all the accessories described. For actual availability and for characteristics and / or measures other than those indicated in this document, please contact Isopan.

For further informations about screw lenght and assembly instructions, please refer to Isopan Technical Manuals.



## Metal cap and plates

Metal Cap	Type	Material	Application
 <p>Metal cap for roof panel fastening</p> <p>With Gasket</p>	Ribbed roof panels	Prepainted steel	Roof G5
	Ribbed roof panels	Aluminium	Roof G3
	Ribbed roof panels	Copper	Roof G4
	Ribbed roof panels	Stainless steel (INOX)	Roof MONO
	Ribbed roof panels	Aluzinc	LG
			Lg 40



**Metal Cap**

Hood for screw covering	Color	Application
 <p>For hexagonal head screw</p> <p>For other colors, please contact Isopan</p>	Bianco Grigio	Roof G5
	RAL 3009	Roof G3
	Testa di Moro	Roof G4
	RAL 9006	Roof D
	RAL 7016	Roof V
		Roof MW
		Roof MONO
		Wall PU HF
		Wall MW VF
		Wall FRIGO & FROZEN



Stock availability is not guaranteed for all the accessories described. For actual availability and for characteristics and / or measures other than those indicated in this document, please contact Isopan.

For further informations about screw lenght and assembly instructions, please refer to Isopan Technical Manuals.







## Giuntoplast gaskets

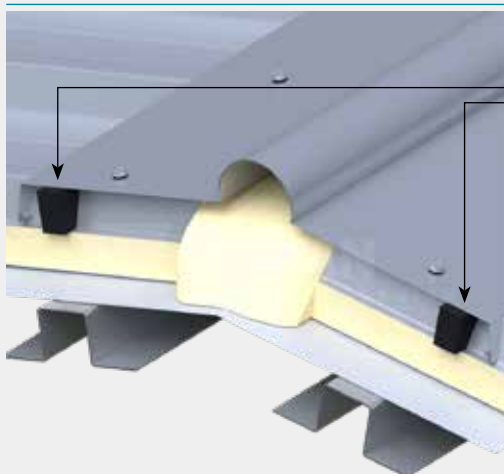
## Giuntoplast 5-3G



Flexible polyurethane foam Gasket treated with bituminous mixture a

Provided in 2m stripes

Type	Position	Application
5G	Internal side	Roof G5
5G	External side	Roof G3
3G	Internal side	Roof MONO
3G	External side	Roof MW
		Lg 40



## Giuntoplast 5-3G

## Giuntoplast 20-28

Type	Position	Application
LG20	Internal side	Roof G5
LG20	External side	Roof G3
LG28	Internal side	Roof G4
LG28	External side	Roof MONO
		LG
		Lg 40

Flexible polyurethane foam Gasket treated with bituminous mixture a

Provided in 2m stripes

Stock availability is not guaranteed for all the accessories described. For actual availability and for characteristics and / or measures other than those indicated in this document, please contact Isopan.



For further informations about screw lenght and assembly instructions, please refer to Isopan Technical Manuals.



## Giuntoplast gaskets

## Giuntoplast D-DC-VE-VC-LG28



Flexible polyurethane foam Gasket treated with bituminous mixture a

Provided in 2m stripes

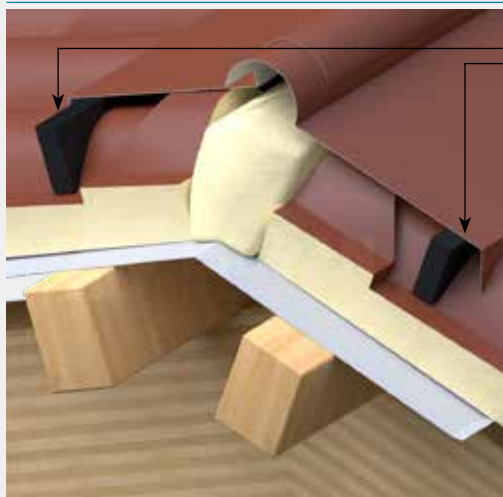
## Type

### Position

D	External side
DC	External side
VE	External side
VC	External side
LG50	External side
LG50	Internal side

## Application

Roof D  
Roof V

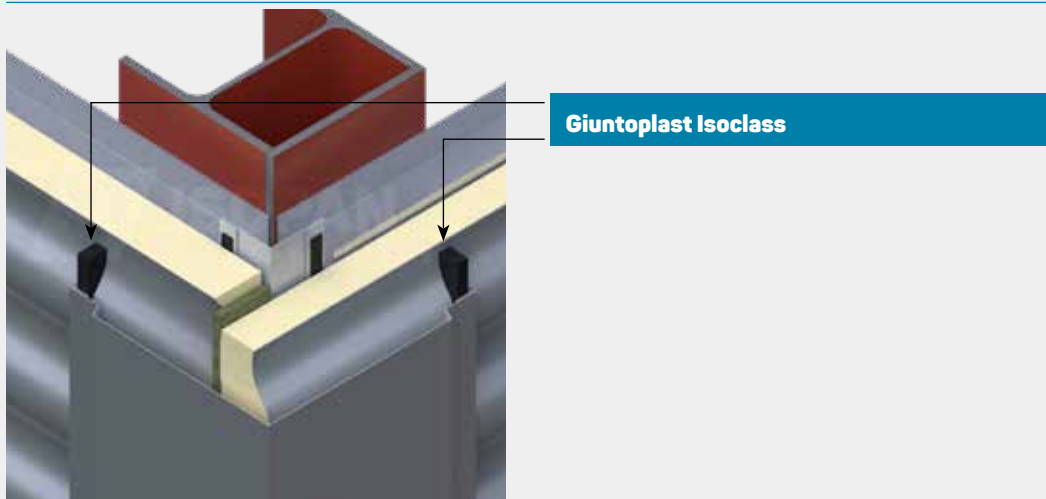


## Giuntoplast D-DC-VE-VC-LG28



## Giuntoplast gaskets

Giuntoplast Isoclass	Type	Position	Application
 <p>Flexible polyurethane foam Gasket treated with bituminous mixture</p> <p>Provided in 2m stripes</p>	Isoclass	External side	Wall PU HF
			Isoclass




Stock availability is not guaranteed for all the accessories described. For actual availability and for characteristics and / or measures other than those indicated in this document, please contact Isopan.


For further informations about screw lenght and assembly instructions, please refer to Isopan Technical Manuals.




## Sheat and gasket for through passing pipes

Protection liquid sheat	Color	Size - Kg	Application
	Bianco RAL 9010	5; 20	Roof G5
	Grigio Ral 7035	5; 20	Roof G4
Protection for insulating materials layers	Rosso RAL 3009	5; 20	Roof G3
Protection for cutting edges and metal surfaces			Roof D
			Roof V
			Roof MW
			Roof MONO
			Flat Roof
			Wall PU VF
			Wall PU HF
			Wall MW VF
			Wall MW HF
			Wall FRIGO & FROZEN
			LG

Spray color paint	Color	Size - ml	Application
	Bianco Grigio	500	Roof G5
	Rosso Ossido	500	Roof G3
	Testa di Moro	500	Roof G4
	Rosso Antico	500	Roof D
	Grigio Antracite	500	Roof V
			Roof MW
			Roof MONO
			Flat Roof
			Wall PU VF
			Wall PU HF
			Wall MW VF
			Wall MW HF
			Wall FRIGO & FROZEN
			LG

Sombrero	Ø Minimum	Ø Max	Version	Application
	6 mm	60 mm	Universal basic	Roof G5
	6 mm	110 mm	Universal basic	Roof G3
	75 mm	150 mm	Universal basic	Roof G4
	125 mm	230 mm	Universal basic	Roof MONO
	150 mm	280 mm	Universal basic	Roof D
	175 mm	330 mm	Universal basic	Roof V
	330 mm	660 mm	Universal basic	Roof MW
	20 mm	70 mm	Universal with hinge	LG
	50 mm	190 mm	Universal with hinge	
	85 mm	255 mm	Universal with hinge	




Stock availability is not guaranteed for all the accessories described. For actual availability and for characteristics and / or measures other than those indicated in this document, please contact Isopan.

For further informations about screw lenght and assembly instructions, please refer to Isopan Technical Manuals.



## Sheet and gasket for through passing pipes

Sombrero Dektite Square	<div> <div>Ø Pipe mm</div> <div>Base mm</div> <div>Roof slope (°)</div> </div>	Application
 <p>For pipes passing through roof or walls</p> <p>Fastening kit (screw and sealant) included</p>	<div> <div>0 - 35</div> <div>100 x 100</div> <div>0 - 60</div> </div> <div> <div>5 - 55</div> <div>139 x 139</div> <div>0 - 35</div> </div> <div> <div>5 - 127</div> <div>221 x 221</div> <div>0 - 35</div> </div> <div> <div>75 - 175</div> <div>280 x 280</div> <div>0 - 35</div> </div> <div> <div>125 - 230</div> <div>363 x 363</div> <div>0 - 35</div> </div> <div> <div>150 - 300</div> <div>456 x 456</div> <div>0 - 35</div> </div> <div> <div>230 - 508</div> <div>681 x 681</div> <div>0 - 35</div> </div>	<div> <div>Roof G5</div> <div>Roof G3</div> <div>Roof G4</div> <div>Roof MONO</div> <div>Roof D</div> <div>Roof V</div> <div>Roof MW</div> <div>LG</div> </div>
Sombrero Dektite EZI seal	<div> <div>Ø Pipe mm</div> <div>Base mm</div> <div>Roof slope (°)</div> </div>	Application
 <p>For pipes passing through roof or walls</p> <p>Screws included, sealant not required</p>	<div> <div>0 - 35</div> <div>100 x 100</div> <div>0 - 60</div> </div> <div> <div>5 - 55</div> <div>139 x 139</div> <div>0 - 35</div> </div> <div> <div>5 - 127</div> <div>221 x 221</div> <div>0 - 35</div> </div> <div> <div>75 - 175</div> <div>280 x 280</div> <div>0 - 35</div> </div> <div> <div>125 - 230</div> <div>363 x 363</div> <div>0 - 35</div> </div> <div> <div>150 - 300</div> <div>456 x 456</div> <div>0 - 35</div> </div> <div> <div>230 - 508</div> <div>681 x 681</div> <div>0 - 35</div> </div>	<div> <div>Roof G5</div> <div>Roof G3</div> <div>Roof G4</div> <div>Roof MONO</div> <div>Roof D</div> <div>Roof V</div> <div>Roof MW</div> <div>LG</div> </div>
Sombrero Dektite Soaker	<div> <div>Ø Pipe mm</div> <div>Base mm</div> <div>Roof slope (°)</div> </div>	Application
 <p>For pipes passing through roof or walls, with large openings</p> <p>Fastening kit (screw and sealant) included</p>	<div> <div>75 - 155</div> <div>410 x 360</div> <div>0 - 60</div> </div> <div> <div>114 - 254</div> <div>485 x 460</div> <div>0 - 60</div> </div> <div> <div>254 - 406</div> <div>708 x 635</div> <div>0 - 60</div> </div> <div> <div>380 - 610</div> <div>1006 x 905</div> <div>0 - 60</div> </div>	<div> <div>Roof G5</div> <div>Roof G3</div> <div>Roof G4</div> <div>Roof MONO</div> <div>Roof D</div> <div>Roof V</div> <div>Roof MW</div> <div>LG</div> </div>





Stock availability is not guaranteed for all the accessories described. For actual availability and for characteristics and / or measures other than those indicated in this document, please contact Isopan.

For further informations about screw lenght and assembly instructions, please refer to Isopan Technical Manuals.



## Sheat and gasket for through passing pipes

Sombrero Dektite Combo	Ø Pipe mm	Base mm	Roof slope (°)	Application
	400 - 450	935 x 970	Up to 45	Roof G5
	500 - 550	935 x 970	Up to 30	Roof G3
	600 - 660	935 x 970	Up to 15	Roof G4
	730 - 750	935 x 970	Up to 6	Roof MONO
<p>For pipes passing through roof or walls</p> <p>Fastening kit (screw and sealant) included</p>				Roof D
				Roof V
				Roof MW
				LG

Sombrero Dektite Retrofit	Ø Pipe mm	Ø Base mm	Roof slope (°)	Application
	20 - 70	160	0 - 40	Roof G5
	50 - 185	273	0 - 40	Roof G3
	85 - 255	369	0 - 40	Roof G4
	235 - 425	780 x 680	0 - 40	Roof MONO
<p>For pipes passing through, in areas that are difficult to reach</p> <p>Fastening kit (screw and sealant) included</p>				Roof D
				Roof V
				Roof MW
				LG



Stock availability is not guaranteed for all the accessories described. For actual availability and for characteristics and / or measures other than those indicated in this document, please contact Isopan.

For further informations about screw lenght and assembly instructions, please refer to Isopan Technical Manuals.



## Polycarbonate panel ISOLITE




Stock availability is not guaranteed for all the accessories described. For actual availability and for characteristics and / or measures other than those indicated in this document, please contact Isopan.

For further informations about screw lenght and assembly instructions, please refer to Isopan Technical Manuals.



## Polycarbonate panel ISOLITE

Isolite 40/3	Type	Color	Module	Application
 <p data-bbox="76 672 576 739">Polycarbonate thk 3mm compatto, 5 ribs H=40mm</p> <p data-bbox="76 739 576 808">Lenght 6m; 8m. For other measurements, please contact Isopan</p>	Straight Sheet	Neutral	1000 mm	
	Straight Sheet	Opaline	1000 mm	
Isolite 80/10	Type	Color	Module	Application
 <p data-bbox="76 1205 576 1272">Polycarbonate thk 10mm alveolar(3 walli, 2 chambers), 5 ribs H=40mm</p> <p data-bbox="76 1272 576 1344">Lenght 6m; 8m. For other measurements, please contact Isopan</p>	Straight Sheet	Neutral	1000 mm	
	Straight Sheet	Opaline	1000 mm	
	Curved R=3,3m	Neutral	1000 mm	
	Curved R=3,3m	Opaline	1000 mm	
	Curved R=6m	Neutral	1000 mm	
	Curved R=6m	Opaline	1000 mm	
Isolite 28/2,5	Type	Color	Module	Application
 <p data-bbox="76 1740 576 1807">Polycarbonate thk 2,5mm, 9 ribs H=28mm, Module ribs 112mm</p> <p data-bbox="76 1807 576 1877">Lenght 6m; 8m. For other measurements, please contact Isopan</p>	Straight Sheet	Neutral	1014 mm	
	Straight Sheet	Opaline	1014 mm	

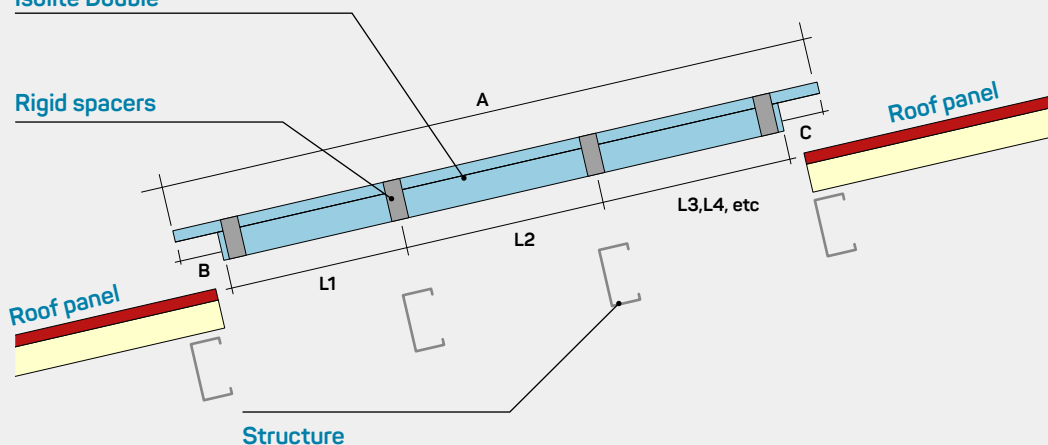


Stock availability is not guaranteed for all the accessories described. For actual availability and for characteristics and / or measures other than those indicated in this document, please contact Isopan.

For further informations about screw lenght and assembly instructions, please refer to Isopan Technical Manuals.



## Polycarbonate panel ISOLITE

[illegible]

## Isolite Double

A= Length (total)

B= Lower cutback

C= Upper cutback (std 0mm)

L= Spacers position






Stock availability is not guaranteed for all the accessories described. For actual availability and for characteristics and / or measures other than those indicated in this document, please contact Isopan.

For further informations about screw length and assembly instructions, please refer to Isopan Technical Manuals.



## Polycarbonate panel ISOLITE

Isolite Wall	Thickness - mm      Module width - mm	Application
 <p>Custom Lenght. Alveolar(4 wall, 3 chambers).</p>	<p>40      500</p>	
Profile and gasket	Type	Application
 <p>Isolite WALL profile</p>	<p>Superior / lateral profile Low profile EPDM gasket</p>	<p>Isolite WALL</p>
Gasket	Version Isolite	Application
 <p>Included: - Upper part (no 80/10) - Low part for ridge closing</p>	<p>Isolite Roof 40/3 Isolite Roof 40/10 Isolite Roof 40/25 Isolite Roof 80/10</p>	<p>Isolite Roof</p>



Stock availability is not guaranteed for all the accessories described. For actual availability and for characteristics and / or measures other than those indicated in this document, please contact Isopan.

For further informations about screw lenght and assembly instructions, please refer to Isopan Technical Manuals.





## ISOSKY Sloping roof



Slope > 15°

Available with panels thickness 50mm and more

[illegible]

## ISOSKY Flat roof



For flat roof or slope  $< 15^\circ$

Available with panels thickness 50mm and more


[illegible]

Stock availability is not guaranteed for all the accessories described. For actual availability and for characteristics and / or measures other than those indicated in this document, please contact Isopan.

For further informations about screw lenght and assembly instructions, please refer to Isopan Technical Manuals.



**For further informations about ISOSKY systems, available versions and accessories, please contact Isopan.**



Stock availability is not guaranteed for all the accessories described. For actual availability and for characteristics and / or measures other than those indicated in this document, please contact Isopan.

For further informations about screw lenght and assembly instructions, please refer to Isopan Technical Manuals.



IsopanSAFE BASE 5g	N. Plates	Available Lenght - m	Application
	2	5; 10; 15	Roof G5
	3	20; 25; 30	Roof G3
	4	35; 40; 45	Roof MONO
	5	50; 55; 60	Roof MW
	6	65; 70; 75	
	7	80; 85; 90	
	8	95; 100	
	Punto di rinvio		
	Punto girevole		
IsopanSAFE BASE 3g	N. Plates	Available Lenght - m	Application
	2	5; 10; 15	Roof G3
	3	20; 25; 30	
	4	35; 40; 45	
	5	50; 55; 60	
	6	65; 70; 75	
	7	80; 85; 90	
	8	95; 100	
	Punto di rinvio		
	Punto girevole		
IsopanSAFE BASE D-DC	Element	Available Lenght - m	Application
	Config. 2 Plates	5; 10; 15	Roof D
	Config. 3 Plates	20; 25; 30	Roof V
	Config. 4 Plates	35; 40; 45	
	Config. 5 Plates	50; 55; 60	
	Config. 6 Plates	65; 70; 75	
	Config. 7 Plates	80; 85; 90	
	Config. 8 Plates	95; 100	
	Punto di rinvio		
	Punto girevole		



Stock availability is not guaranteed for all the accessories described. For actual availability and for characteristics and / or measures other than those indicated in this document, please contact Isopan.

For further informations about screw lenght and assembly instructions, please refer to Isopan Technical Manuals.



## IsopanSAFE STRUCTURAL



Element	Available Lenght - m
---------	----------------------

Config. 2 Pole	10; 15
Config. 3 Pole	20; 25; 30
Config. 4 Pole	35; 40; 45
Config. 5 Pole	50; 55; 60
Config. 6 Pole	65; 70; 75
Config. 7 Pole	80; 85; 90
Config. 8 Pole	95; 100

## Application


Every structure


Stock availability is not guaranteed for all the accessories described. For actual availability and for characteristics and / or measures other than those indicated in this document, please contact Isopan.


For further informations about screw length and assembly instructions, please refer to Isopan Technical Manuals.



## Angular panels, corners and joint cover

Aluminium joint cover		Measurement	Gasket	Application
 <p>Extruded aluminium profile, with hidden fastenings system</p> <p>Available in different colors</p>	Bars 6 m	assembled	Wall PU VF	
			Wall PU HF	
			Wall MW VF	
			Wall MW HF	
			Wall FRIGO & FROZEN	

RAC - R		Type	External size	Thickness	Application
 <p>Polystyrene</p> <p>Max lenght 6m. For other lenght, please contact Isopan</p>	R1	245 x 245 mm	Frm 40 to 120 mm	Wall PU VF	
				Wall PU HF	
				Wall MW VF	
				Wall MW HF	
				Wall FRIGO & FROZEN	

RAC - Q		Type	External size	Thickness	Application
 <p>Polystyrene</p> <p>Max lenght 6m. For other lenght, please contact Isopan</p>	Q1	235 x 235 mm	from 40 to 120 mm	Wall PU VF	
	Q2	151 x 151 mm	from 40 to 80 mm	Wall PU HF	
				Wall MW VF	
				Wall MW HF	
				Wall FRIGO & FROZEN	




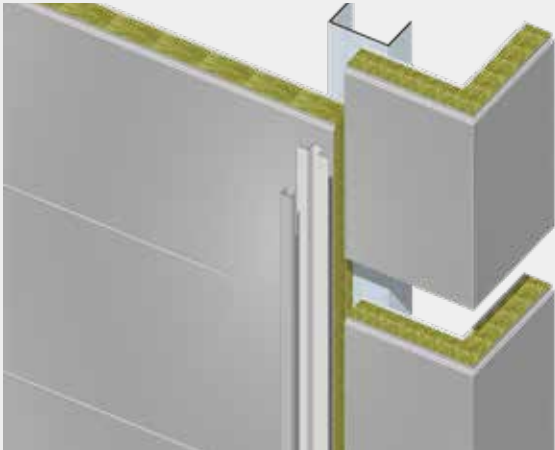
Stock availability is not guaranteed for all the accessories described. For actual availability and for characteristics and / or measures other than those indicated in this document, please contact Isopan.

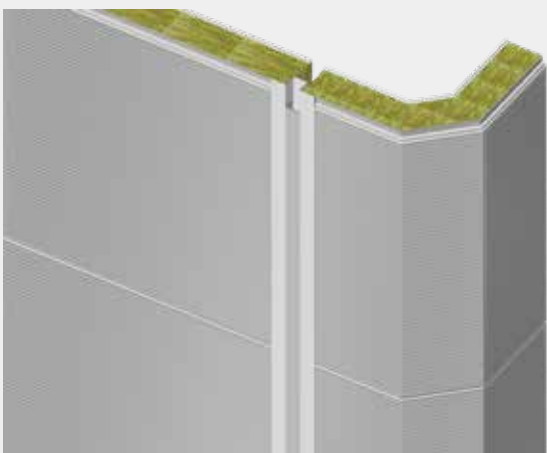
For futher informations about screw lenght and assembly instructions, please refer to Isopan Technical Manuals.



Angular panels, corners and joint cover

Angular bent panels	Type	External size	Angle	Application
  Module 1000 mm  For different measurment, please contact Isopan	Mod. 1	600 x 600 mm	90°	Wall PU VF
	Mod. 2	600 x 600 mm	90°	Wall PU HF
				Wall MW VF
				Wall MW HF
				Wall FRIGO & FROZEN

Mod. 1


Mod. 2





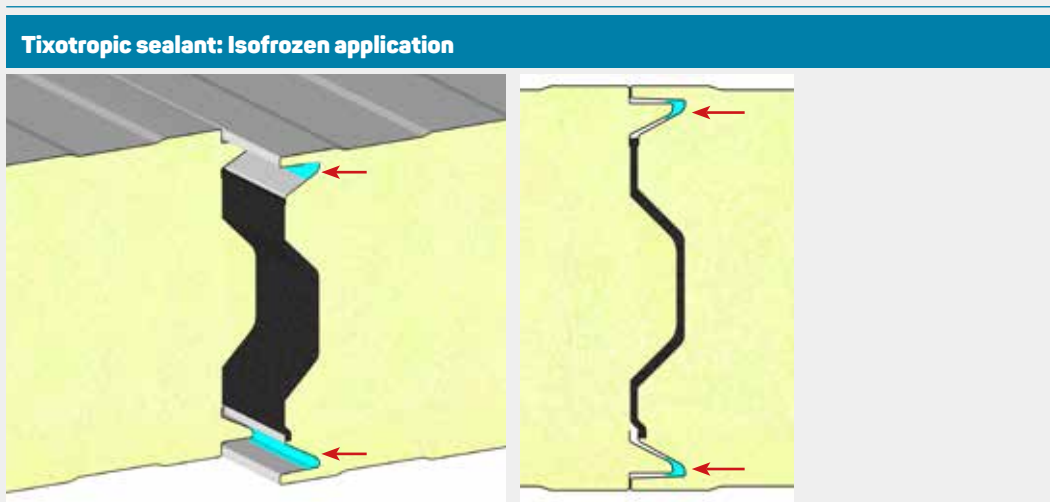
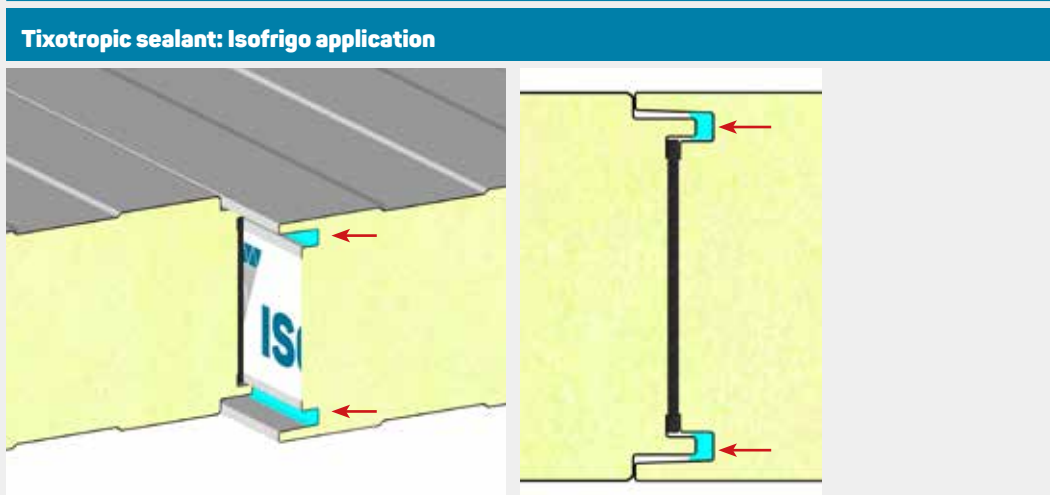
Stock availability is not guaranteed for all the accessories described. For actual availability and for characteristics and / or measures other than those indicated in this document, please contact Isopan.

For further informations about screw lenght and assembly instructions, please refer to Isopan Technical Manuals.



## Cold rooms accessories

Tixotropic sealant	Product	Application
 <p>Quantità standard: 7m / joint for each side of the panel.</p> <p>1 mq = 0,143 cartridge</p>	cartridge 600ml Application Gun	Wall FRIGO & FROZEN



Stock availability is not guaranteed for all the accessories described. For actual availability and for characteristics and / or measures other than those indicated in this document, please contact Isopan.

For further informations about screw lenght and assembly instructions, please refer to Isopan Technical Manuals.



## Measurements

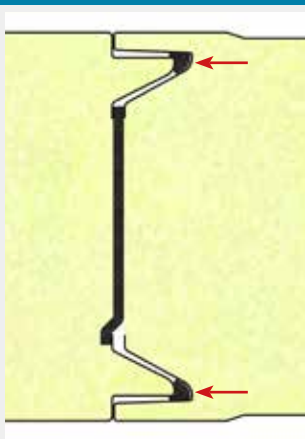


Standard quantity: 2m / joint for each side of the panel.

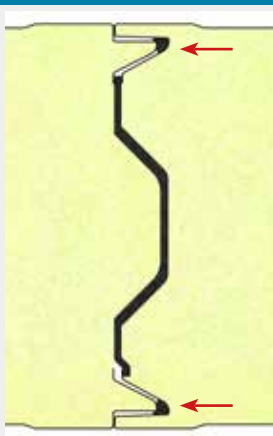
6 x 10 mm

## Application

Wall FRIGO & FROZEN



A cross-sectional diagram of a roof assembly. It shows a metal roof deck on top of a thick layer of yellow insulation. A black vapor barrier is installed over the insulation. Red arrows point to the vapor barrier at the eave and rafter, indicating the location of the vapor barrier break.






Stock availability is not guaranteed for all the accessories described. For actual availability and for characteristics and / or measures other than those indicated in this document, please contact Isopan.

For further informations about screw length and assembly instructions, please refer to Isopan Technical Manuals.



## Cold rooms accessories

FRIGO BASE	Components	Application
 <p>For complete accessory range:</p> <p>Refer to COLD SOLUTIONS Catalogue</p>	Classic Corner profile	Wall FRIGO & FROZEN
	Skirting profile	
	Floor junction	
	U shaped floor profile	
	Aluminium corner junction	
	PVC junction profile	
FRIGO PLUS	Components	Application
 <p>For complete accessory range:</p> <p>Refer to COLD SOLUTIONS Catalogue</p>	Corner junction with hidden fixing	Wall FRIGO & FROZEN
	Skirting profile	
	Floor junction	
	U shaped floor profile	
	Aluminium corner junction	
	PVC junction profile	
Ancoraggi e T-Suspension	Components	Application
 <p>For complete accessory range:</p> <p>Refer to COLD SOLUTIONS Catalogue</p>	Suspensions False ceiling systems	Wall FRIGO & FROZEN
	Screw cover ISO WLR	
	Screw cover ISO WLRX	
	Screw cover ISO WLAX	




Stock availability is not guaranteed for all the accessories described. For actual availability and for characteristics and / or measures other than those indicated in this document, please contact Isopan.

For further informations about screw lenght and assembly instructions, please refer to Isopan Technical Manuals.



## Cold rooms accessories



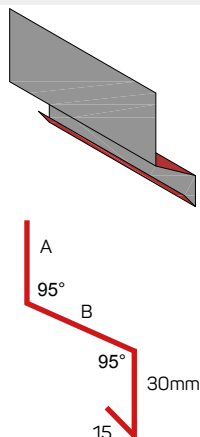
Stock availability is not guaranteed for all the accessories described. For actual availability and for characteristics and / or measures other than those indicated in this document, please contact Isopan.

For further informations about screw lenght and assembly instructions, please refer to Isopan Technical Manuals.



## Wall dripping flashings

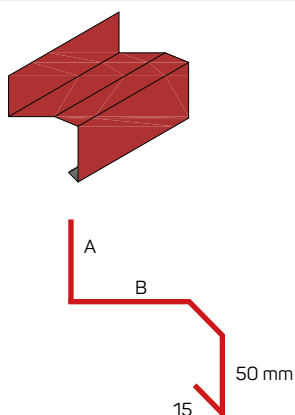
## Drip flashing ISO-L-8



Develop. mm	A (mm)	B (mm)	Panel
208	108	55	from 30 to 50
250	123	85	from 60 to 80
312	142	125	from 100 to 120
415	165	205	from 150 to 200


## Application

## Drip flashing ISO-L-20



Develop. mm	A (mm)	B (mm)	Panel
250	115	50	from 30 to 50
312	147	80	from 60 to 80
312	107	120	from 100 to 120
415	210	120	from 100 to 120
415	130	200	from 150 to 200

## Application



## Drip flashing ISO-L-8

## Drip flashing ISO-L-8



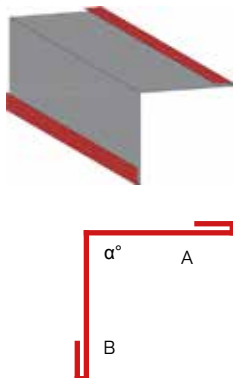
Stock availability is not guaranteed for all the accessories described. For actual availability and for characteristics and / or measures other than those indicated in this document, please contact Isopan.

For further informations about screw lenght and assembly instructions, please refer to Isopan Technical Manuals.



## Angular joint and panels edge

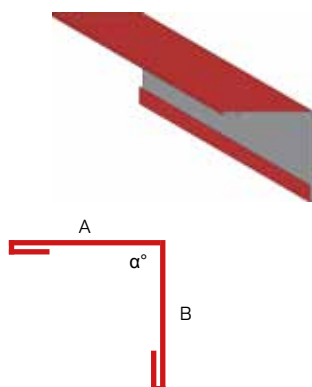
## Internal angle ISO-L-6



Develop. mm	A (mm)	B (mm)	Panel
125	47,5	47,5	
250	110	110	
312	141	141	
415	192,5	192,5	

## Application

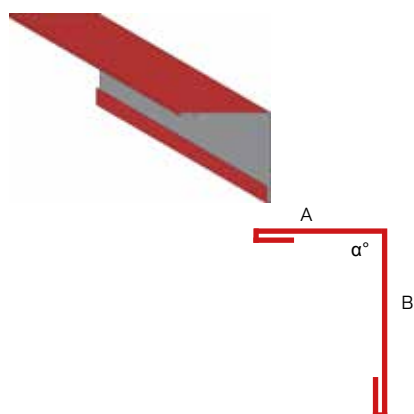
## External angle ISO-L-32 Symmetrical



Develop. mm	A (mm)	B (mm)	Panel
125	47,5	47,5	from 30 to 50
250	110	110	from 60 to 80
312	141	141	from 100 to 120
415	192,5	192,5	from 150 to 200

## Application

## External angle ISO-L-32 Asymmetrical



Develop. mm	A (mm)	B (mm)	Panel
156	40	86	from 30 to 50
178	40	108	from 60 to 80
208	38	140	from 100 to 120
312	62	220	from 150 to 200

## Application



Stock availability is not guaranteed for all the accessories described. For actual availability and for characteristics and / or measures other than those indicated in this document, please contact Isopan.

For further informations about screw lenght and assembly instructions, please refer to Isopan Technical Manuals.



## Angular joint and panels edge

415	132,5	132,5
624	237	237

[illegible]

415	132,5	132,5
624	237	237

[illegible]

A diagram showing a U-shaped boundary. The two vertical sides are labeled 'A' and the horizontal bottom side is labeled 'B'.

156	50	28	25
156	50	33	30
167	50	43	40
178	50	53	50
187	50	67	60
208	50	83	80
227	50	103	100
250	50	123	120
277	50	157	150
312	50	183	180
327	50	203	200

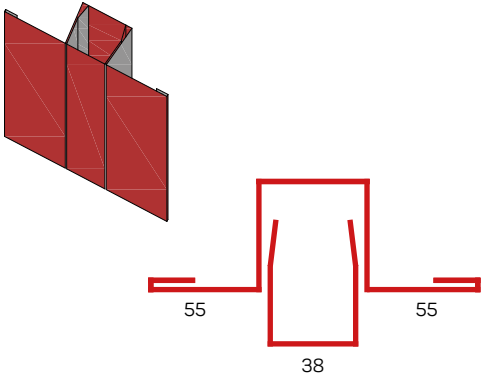
[illegible]

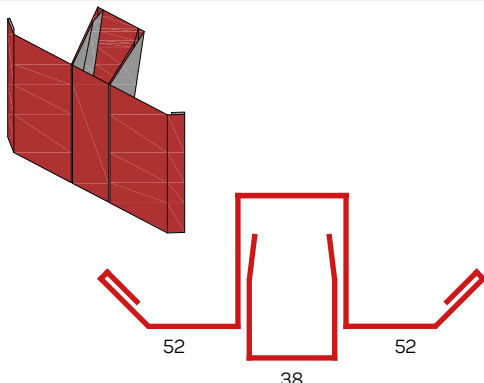
Stock availability is not guaranteed for all the accessories described. For actual availability and for characteristics and / or measures other than those indicated in this document, please contact Isopan.

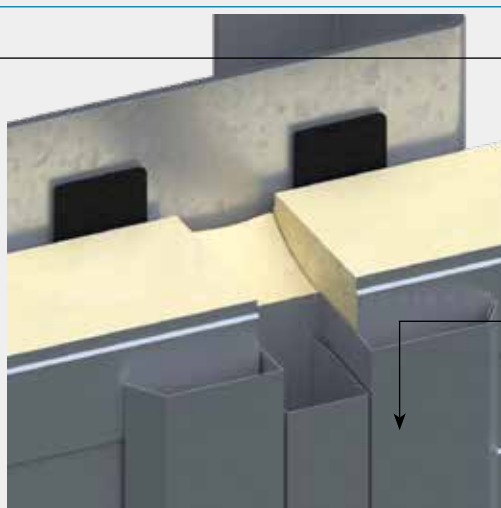

For further informations about screw lenght and assembly instructions, please refer to Isopan Technical Manuals.



## Joint cover flashings

Joint cover ISO-L-52	Develop. mm	A (mm)	B (mm)	Panel	Application
	250+73				

Joint cover ISO-L-53	Develop. mm	A (mm)	B (mm)	Panel	Application
	312+147				



Joint cover ISO-L-52

Joint cover ISO-L-53

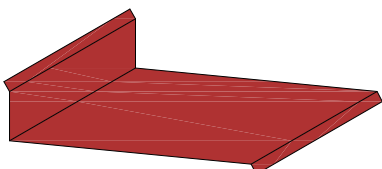
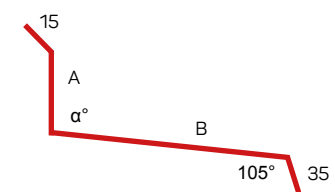
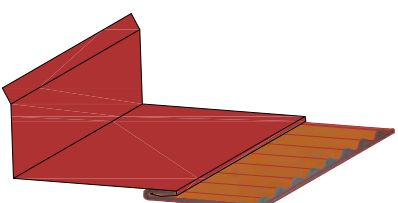
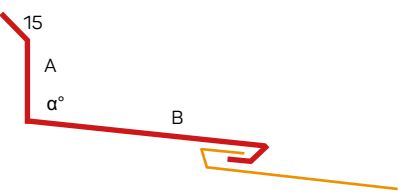

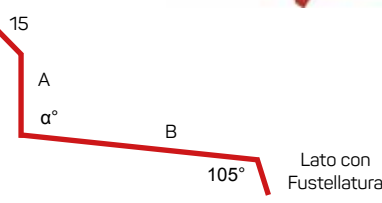


Stock availability is not guaranteed for all the accessories described. For actual availability and for characteristics and / or measures other than those indicated in this document, please contact Isopan.

For further informations about screw lenght and assembly instructions, please refer to Isopan Technical Manuals.



## Roof dripping flashings

Flashing ISO-L-19	Develop. mm	A (mm)	B (mm)	Panel	Application
 	250	60	140		
	312	65	197		
	415	100	265		
Flashing ISO-L-47	Develop. mm	A (mm)	B (mm)	Panel	Application
 	250	60	145		
	312	65	202		
	415	100	270		
Flashing ISO-L-17	Develop. mm	A (mm)	B (mm)	Panel	Application
 	312		180		
	416		240		
	312		160		
	416		220		
	312		175		
	416		235		

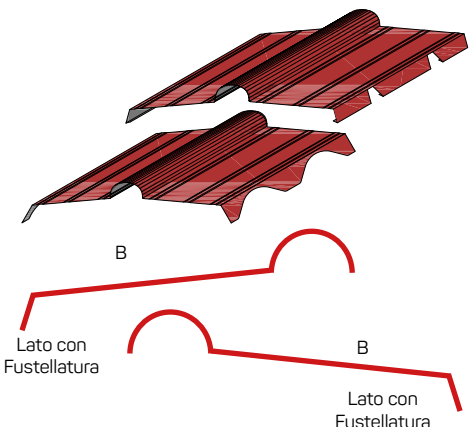
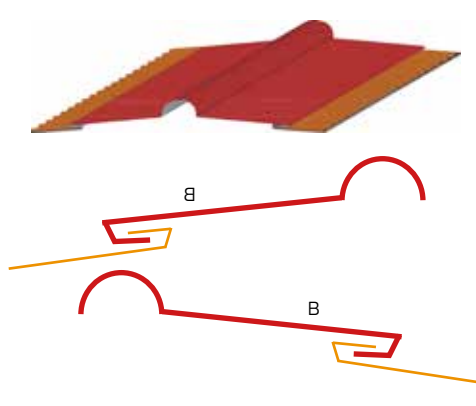
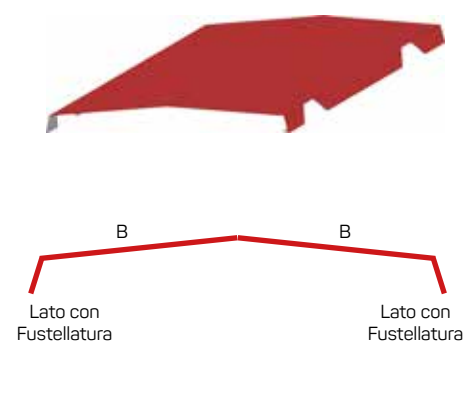


Stock availability is not guaranteed for all the accessories described. For actual availability and for characteristics and / or measures other than those indicated in this document, please contact Isopan.

For further informations about screw lenght and assembly instructions, please refer to Isopan Technical Manuals.



## Ridge joint

Ridge ISO-L-9	Develop. mm      A (mm)	Application
	415+415      224	
	415+415      200	
	415+415      216	
	415+415      245	
	415+415      237	
	415+415      227	
	263 200-220	
Ridge ISO-L-43-D	Develop. mm      A (mm)	Application
	415+415      245	
Ridge ISO-L-10	Develop. mm      A (mm)	Application
	624      260	







Stock availability is not guaranteed for all the accessories described. For actual availability and for characteristics and / or measures other than those indicated in this document, please contact Isopan.

For further informations about screw lenght and assembly instructions, please refer to Isopan Technical Manuals.



## Ridge joint

Ridge ISO-L-10-D	<div>Develop. mm</div> <div>A (mm)</div>	Application
 	<div>416</div> <div>196</div> <div>624</div> <div>300</div>	
Under ridge ISO-L-11	<div>Develop. mm</div> <div>A (mm)</div>	Application
 	<div>416</div> <div>196</div> <div>624</div> <div>300</div>	



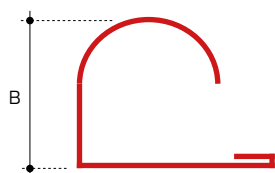

Stock availability is not guaranteed for all the accessories described. For actual availability and for characteristics and / or measures other than those indicated in this document, please contact Isopan.

For further informations about screw length and assembly instructions, please refer to Isopan Technical Manuals.



## Lateral closure

## Lateral closure ISO-L-42

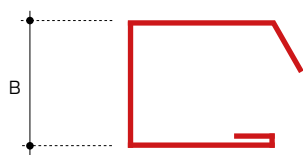


Develop. mm	A (mm)	Panel
-------------	--------	-------

312	95	40
312	105	50
312	115	60
312	90	30
312	100	40
312	110	50
312	120	60
352	140	80
415	160	100

## Application

## Lateral closure ISO-L-48



Develop. mm	A (mm)	Panel
-------------	--------	-------

312	72	30
312	82	40
312	92	50
312	102	60
416	122	80
416	142	100
416	162	120
416	192	150

## Application

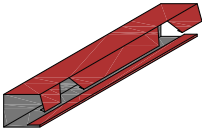
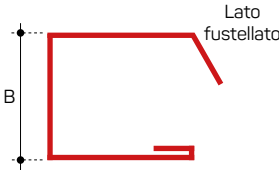
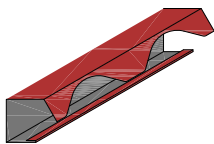
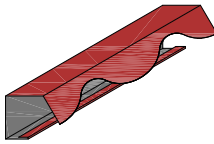
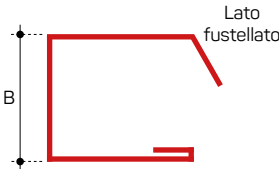


Stock availability is not guaranteed for all the accessories described. For actual availability and for characteristics and / or measures other than those indicated in this document, please contact Isopan.

For further informations about screw lenght and assembly instructions, please refer to Isopan Technical Manuals.



## Roof panels edge cover

Coprilesta fustellato ISO-L-49	Develop. mm    A (mm)    Panel	Application
 		
Coprilesta fustellato ISO-L-41	Develop. mm    A (mm)    Panel	Application
  		
Coprilesta sagomati ISO-L-44	Version	Application
	ISO-L-44 ISO-L-44 ISO-L-44 ISO-L-44 ISO-L-44	Coperture G5 Coperture G3 Coperture D Coperture V Coperture MW



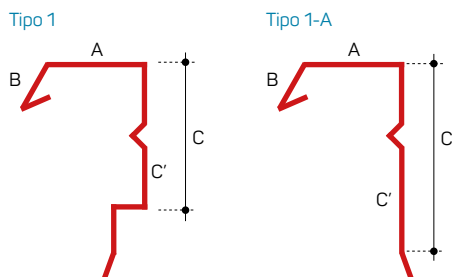
Stock availability is not guaranteed for all the accessories described. For actual availability and for characteristics and / or measures other than those indicated in this document, please contact Isopan.

For further informations about screw lenght and assembly instructions, please refer to Isopan Technical Manuals.



## Roof panels edge and eaves

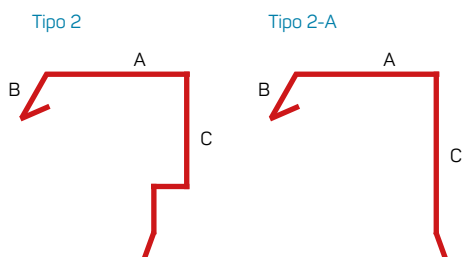
## Edging type 1



Develop. mm	A (mm)	B (mm)	C (mm)	C' (mm)
Tipo 1				
415	100	35	200	87,5
624	150	35	350	167
Tipo 1-A				
312	80	35	160	71
415	100	35	200	102,5
624	150	35	350	107

## Application

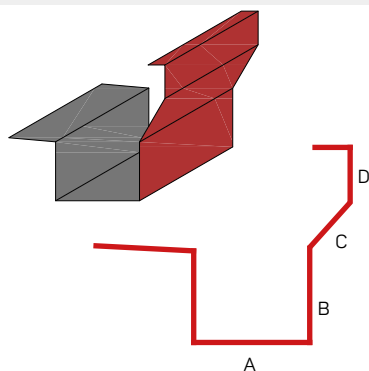
## Edging type 2



Develop. mm	A (mm)	B (mm)	C (mm)	C' (mm)
312	100	35	147	
415	150	35	200	
624	200	35	359	

## Application

## Grande ISO-L-37 / 38



Develop. mm	A (mm)	B (mm)	C (mm)	C' (mm)
416	100	70	60	40
624	150	105	90	60

## Application



Stock availability is not guaranteed for all the accessories described. For actual availability and for characteristics and / or measures other than those indicated in this document, please contact Isopan.

For further informations about screw lenght and assembly instructions, please refer to Isopan Technical Manuals.





[www.isopan.com](http://www.isopan.com)



#### ITALY

##### Registered and Administrative HQ

Via Augusto Righi 7  
37135 Verona | Italy  
T. +39 045 8088911

##### Isopan Spa

Verona | Italy  
T. +39 045 7359111

Frosinone | Italy

T. +39 07752081

#### WORLD

##### ISOPAN IBERICA

Tarragona | Spain  
T. +34 977 52 45 46

##### ISOPAN EST

Popești Leordeni | Romania  
T. +40 21 3051 600

##### ISOPAN DEUTSCHLAND

OT Plötz | Germany  
T. +49 3460 33220

##### ISOPAN RUS

Volgogradskaya oblast' | Russia  
T. +7 8443 21 20 30

##### ISOCINDU

Guanajuato | Mexico  
T. +52 1 472 800 7241

#### SALES COMPANIES

##### ISOPAN FRANCE

Paris | France  
T. +33 5 56021352

##### ISOPAN MANNI GROUP CZ

Praha | Czech Republic  
contact@isopansendvicovepanely.cz