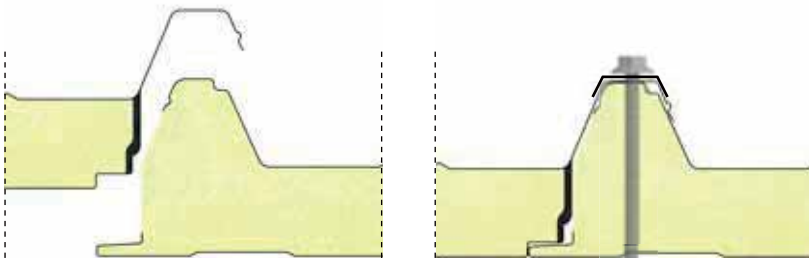
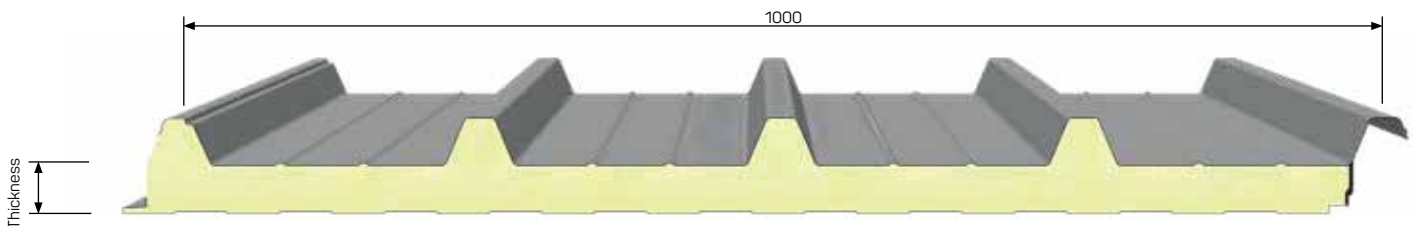


# Isocop

Manufactured in: Italy, Germany, Spain, Romania



It is a self-supporting double skin roof panel, insulated with polyurethane foam, with a tongue-and-groove joint. The panel is composed by 5 ribs that allow a good static resistance. It is available in different insulating core thicknesses for building's roofs.



Details of the assembly phase



#### INSTRUCTIONS OF USE

For the use of the panels and the related limits, please consult the Technical Manual available on [www.isopan.com](http://www.isopan.com), General Sales Terms and Annexes defined by ISOPAN.



#### FIRE CHARACTERISTICS

Regarding the specifications related to the fire characteristics, please consult the synthesis available in the catalogue or on the website.



On request, Product available with certification  
**FM APPROVED**

For further informations, please contact Isopan



→ see pag. 16

**OVERLOAD SPANS**

STEEL SHEETS 0,4 / 0,4 mm - Support 120 mm									STEEL SHEETS 0,5 / 0,5 mm - Support 120 mm							
UNIFORMLY DISTRIBUTED LOAD kg/m <sup>2</sup>	PANEL NOMINAL THICKNESS mm								PANEL NOMINAL THICKNESS mm							
	30	40	50	60	80	100	120	150	30	40	50	60	80	100	120	150
	MAX SPANS cm								MAX SPANS cm							
80	270	290	310	340	390	440	470	500	320	350	390	420	500	570	630	730
100	250	260	280	300	350	390	440	480	295	320	360	390	450	510	580	670
120	230	245	260	280	320	360	400	460	270	300	330	360	420	480	540	620
140	210	230	255	260	290	330	370	420	235	280	315	340	390	450	500	580
160	200	220	230	255	285	310	340	390	210	260	300	320	370	420	480	550
180	185	215	220	230	270	290	320	370	185	235	280	300	355	400	450	520
200	160	200	210	220	260	270	300	340	170	210	250	290	330	380	430	500
220	140	190	200	210	230	260	280	320	150	190	230	270	320	360	410	470
250	115	170	190	200	220	240	260	300	130	170	205	240	300	340	385	445

ALUMINIUM SHEETS 0,6 / 0,6 mm - Support 120 mm								
UNIFORMLY DISTRIBUTED LOAD kg/m <sup>2</sup>	PANEL NOMINAL THICKNESS mm							
	30	40	50	60	80	100	120	150
	MAX SPANS cm							
80	255	290	325	370	435	505	565	605
100	225	255	290	315	385	455	510	590
120	205	230	255	285	340	400	460	540
140	190	210	230	255	315	370	420	495
160	170	190	215	230	285	335	385	455
180	155	170	200	215	265	310	360	420
200	145	160	180	200	240	285	335	395
220	130	155	170	190	225	255	310	355
250	110	145	155	165	200	230	275	335

Calculation for static sizing according to the Annex E of the UNI EN 14509 standard. Deflection limit 1/200 ℓ. Thermal load is not considered.

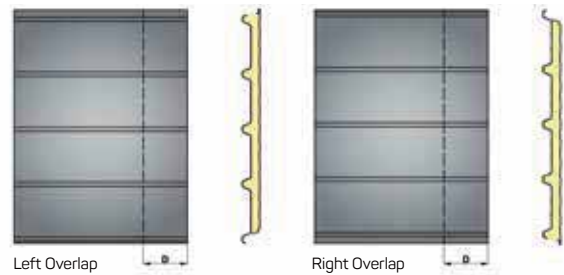
**PANELS WEIGHT (Steel sheets)**

THICKNESS SHEETS mm	kg/m <sup>2</sup>	PANEL NOMINAL THICKNESS mm							
		30	40	50	60	80	100	120	150
0,5 / 0,5	kg/m <sup>2</sup>	9,9	10,3	10,7	11,2	11,9	12,7	13,5	14,7
0,6 / 0,6	kg/m <sup>2</sup>	11,7	12,1	12,5	12,9	13,7	14,5	15,3	16,5

**DIMENSION TOLERANCE (EN 14509)**

	DEVIATION mm	
Length	L ≤ 3 m	± 5 mm
	L > 3 m	± 10 mm
Working length	± 2 mm	
Thickness	D ≤ 100 mm	± 2 mm
	D > 100 mm	± 2 %
Deviation from perpendicularity	6 mm	
Misalignment of the internal metal faces	± 3 mm	
Bottom sheet coupling	F = 0 + 3 mm	

L = working length, D = panels thickness, F = sheets coupling



D = mm 100-150-200-250  
Other measurement after agreement

Details of the overlapping system

**THERMAL INSULATION**

According to EN 14509 A.10

U	PANEL NOMINAL THICKNESS mm							
	30	40	50	60	80	100	120	150
W/m <sup>2</sup> K	0,71	0,54	0,44	0,37	0,28	0,22	0,19	0,15
kcal/m <sup>2</sup> h °C	0,61	0,47	0,38	0,32	0,24	0,19	0,16	0,13